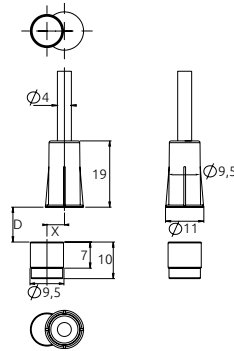


CLR-TW-4C models

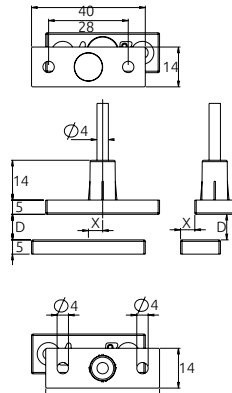
FLUSH MOUNT MAGNETIC CONTACTS



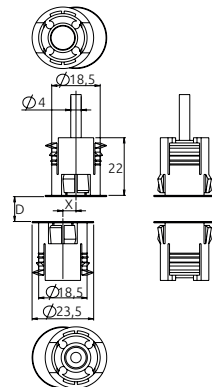
CLR-TW-4C + CLR-MGA



CLR-TW-4C + CLR-AL



CLR-TW-4C + CLR-BL



Magnetic contact Flying lead

TSec's exclusive, CLIC R-series contacts feature best in class engineering, build and security properties in a small yet rugged flush mount case.

- Design based on patented Magnasphere® technology, used under license
- Magnetic anti-masking: magnets placed outside of the protected perimeter cannot prevent the contact from opening once the reference magnet moves away
- High resistance to mechanical and electrical shocks
- CLIC adapters and magnets make it ideal for any type of door and window: aluminium, PVC, wood or reinforced steel. Ease of installation, simplified logistics, high security
- Fully potted construction: water and acid resistant

TECHNICAL CHARACTERISTICS

CASE Plastic
MAGNET Neodymium
POTTING Fully potted
ELECTRICAL CONTACT Closed with magnet in secure position
ELECTRICAL PARAMETERS 30 VDC max, 250 mA, 0.25 W
TERMINALS 50cm 4x0.14 flying lead, PVC sheath, tamper pass-through
RESISTANCE TO MECHANICAL SHOCKS Up to 100g acceleration
SECURITY Certified Grade 2 EN 50131-2-6
ENVIRONMENTAL CLASS Certified Class IV EN 50131-2-6
COLOUR CODES ... -N: brown ... -W: white

Ordering guide

SENSOR	ADAPTER	USE	D MAX	X MAX	PACKAGING
CLR-TW-4C-N	CLR-MGA-N CLR-MGA-W	Wood	On wood: 10 mm	3 mm	Sensor: 10 pcs Magnet: 10 pcs
	CLR-AL-N CLR-AL-W	Reinforced steel, aluminium, PVC	On ferrous mat.: 5 mm On non-ferrous mat.: 8 mm		Sensor: 10 pcs Adapter+Magnet: 10 sets
CLR-TW-4C-W	CLR-BL-N CLR-BL-W	Reinforced steel	On ferrous mat.: 6 mm		Sensor: 10 pcs Adapter+Magnet: 5 sets